

## RADAR MULTI-FAN CONTROLLER

### KEY FEATURES

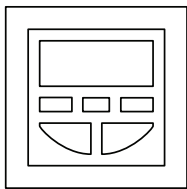


- Easily mounted to wall
- Control up to 63 fans individually or multiple fans in a group together
- Operate your fans for cooling and destratification
- Manually control each fan's forward and reverse speed
- Control all fan functions including: programming, fault viewing, and more

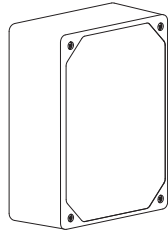
### TECHNICAL SPECIFICATIONS

<b>Power Supply</b>	24V from VFD
<b>Dimensions</b>	3.5"W x 4.3"H x 0.7"D
<b>Weight</b>	0.5 lb.
<b>Language Protocol</b>	Modbus RS 485
<b>User Interface</b>	Digital
<b>Enclosure</b>	ABS Plastic
<b>Fans/Control</b>	Up to 63
<b>Connections</b>	RJ-45 (included)
<b>Max Cable Length</b>	328 Ft. shielded twisted pair RS 485
<b>Signal Interface</b>	Standard right angle 8-way RJ-45 connector required
<b>Rating</b>	IP54

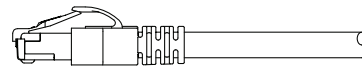
### RADAR CONTROLLER PACKAGE CONTENTS



A. Radar Controller (x1)



B. Enclosure (x1)



C. 9' RJ-45 Control Cable (x1)

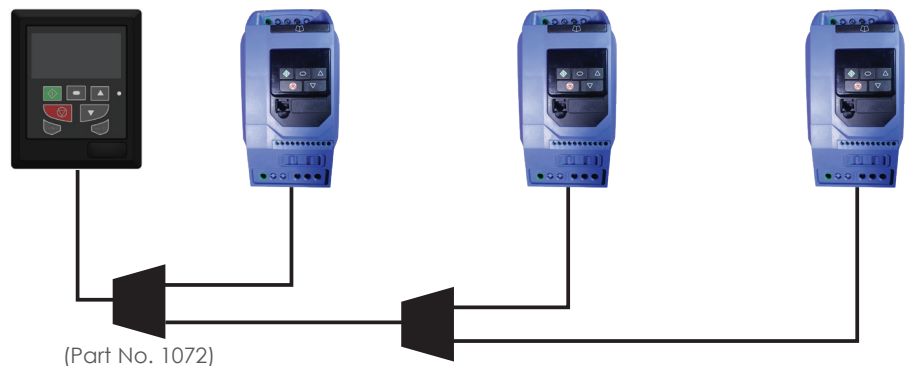
### RADAR CONTROLLER SYSTEM CONFIGURATION

Depending on the requirement of the application, Radar can be used in the following configurations.

#### One Radar with One Fan

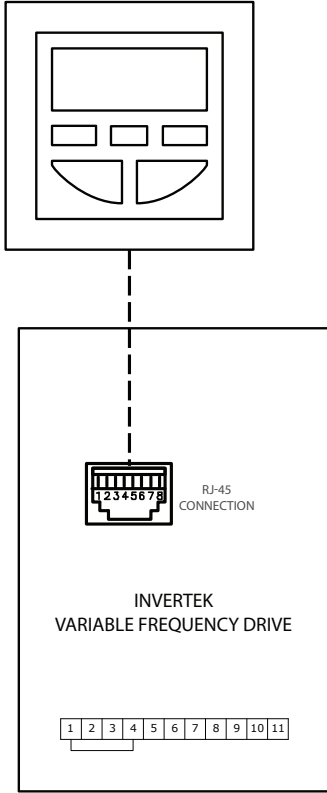


#### One Radar with Multiple Fans (up to 63 max.)

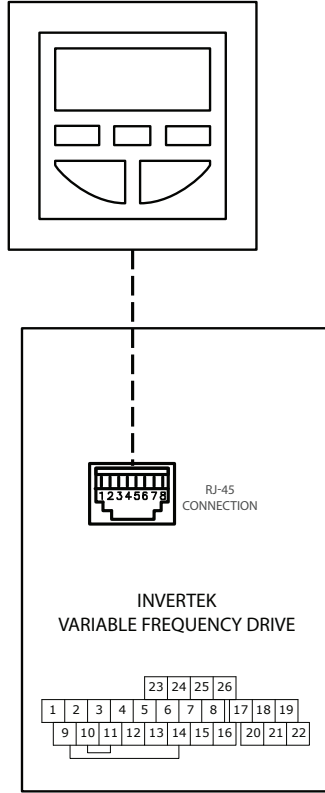


## RADAR CONTROLLER WIRING DIAGRAM - GEARED DRIVE FAN

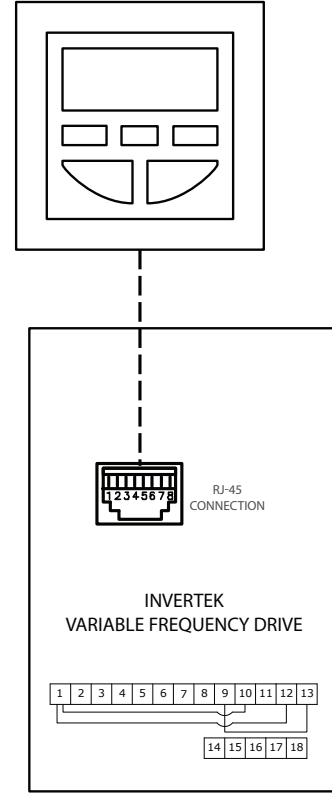
### 120V/1P



### 230V/1PH, 230V/3PH & 460V/3 PH

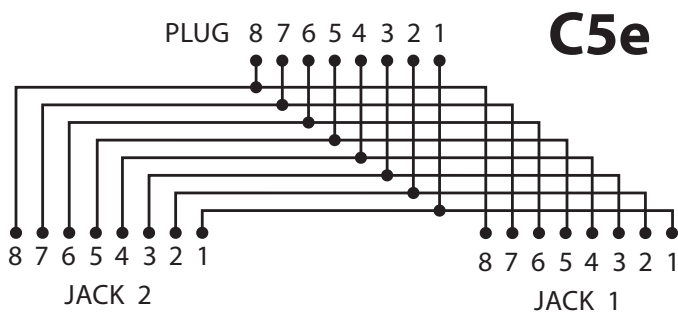


### 575/3PH



**NOTE:** Multiple groupings may require additional controllers.  
**NOTE:** Right angled RJ-45 connectors required.

## RJ45 SPLITTER WIRING\*



**WARNING:** Do NOT use a cross over device.

\*Failure to use a non-SkyBlade supplied RJ-45 splitter may result in non-warrantable product damage.